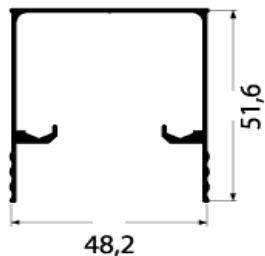



Productos que ofrece la corporación

Baño



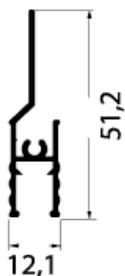
riel superior

- Ref.- 1623
- Peso.- 0.643 kg/m



jamba marco

- Ref.- 1625
- Peso.- 0.286 kg/m



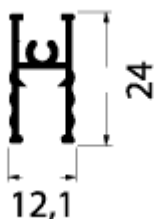
horizontal superior

- Ref.- 1626
- Peso.- 0.360 kg/m



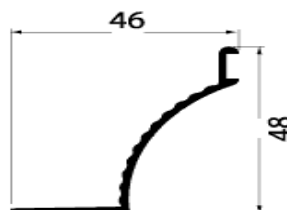
vertical de hoja

- Ref.- 1627
- Peso.- 0.216 kg/m



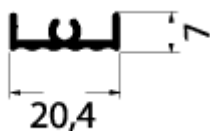
horizontal inferior

- Ref.- 1628
- Peso.- 0.256 kg/m



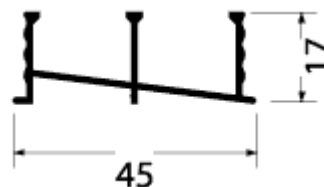
porta toallero

- Ref.- 1629
- Peso.- 0.371 kg/m



toallero

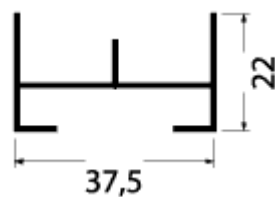
- Ref.- 1630
- Peso.- 0.164 kg/m



riel inferior

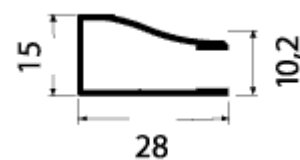
- Ref.- 2338
- Peso.- 0.338 kg/m

Baño económico



marco

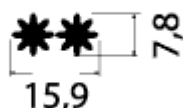
- Ref.- 1830
- Peso.- 0.301 kg/m



hoja

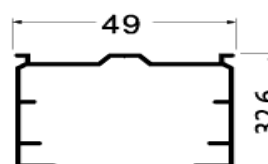
- Ref.- 1831
- Peso.- 0.224 kg/m

Persianas



piñon (octopron)

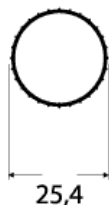
- Ref.- 1821
- Peso.- 0.162 kg/m



riel (octopron)

- Ref.- 2359
- Peso.- 0.442 kg/m

Tubos de cortina



tubo estriado de 1"

- Ref.- 2647
- Peso.- 0.194 kg/m



tubo estriado de 3/4"

- Ref.- 2648
- Peso.- 0.194 kg/m



tubo estriado de 1/2"

- Ref.- 2738
- Peso.- 0.124 kg/m

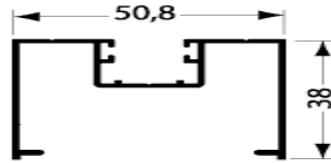


tubo estriado de 1 1/4"

- Ref.- 2739
- Peso.- 0.273 kg/m

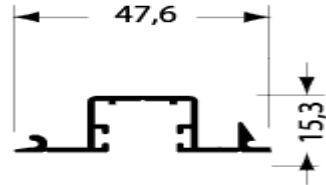
Mamparas:

Serie 100



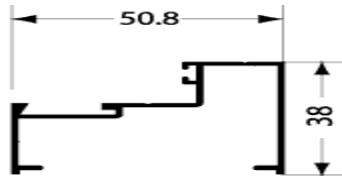
perimetral fijo

- Ref.- 1705
- Peso.- 0.629 kg/m



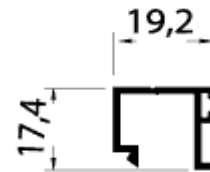
tapa

- Ref.- 1706
- Peso.- 0.370 kg/m



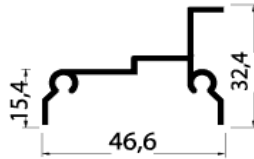
perimetral móvil

- Ref.- 1707
- Peso.- 0.539 kg/m



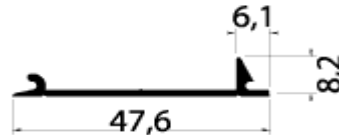
junquillo

- Ref.- 1708
- Peso.- 0.228 kg/m



ancla

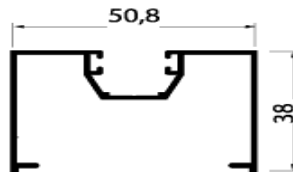
- Ref.- 1709
- Peso.- 0.426 kg/m



tapa lisa

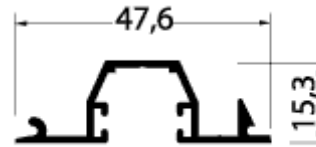
- Ref.- 1824
- Peso.- 0.227 kg/m

Serie 101



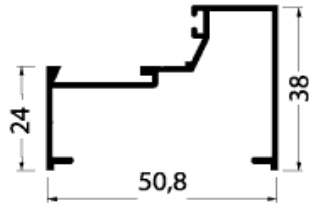
perimetral fijo

- Ref.- 2420
- Peso.- 0.614 kg/m



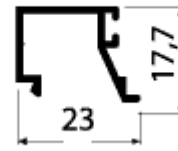
tapa de perimetral fijo

- Ref.- 2421
- Peso.- 0.356 kg/m



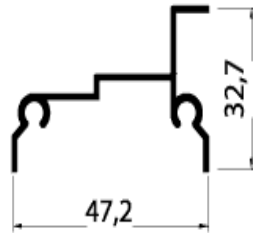
perimetral móvil

- Ref.- 2422
- Peso.- 0.536 kg/m



junquillo de perimetral móvil

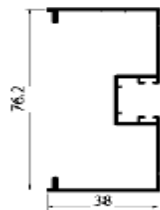
- Ref.- 2423
- Peso.- 0.225 kg/m



ancla

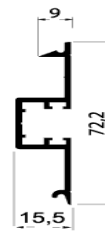
- Ref.- 2440
- Peso.- 0.460 kg/m

Serie 200



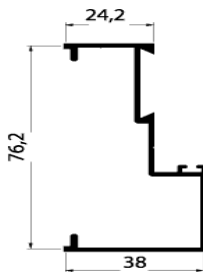
perimetral fijo

- Ref.- 1161
- Peso.- 0.828 kg/m



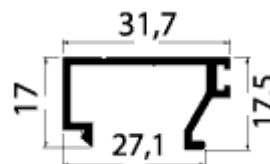
tapa de perimetral fijo

- Ref.- 1162
- Peso.- 0.604 kg/m



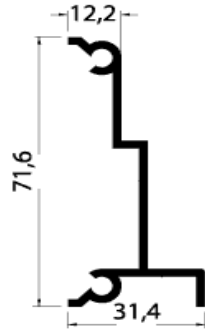
perimetral móvil

- Ref.- 1163
- Peso.- 0.730 kg/m



junquillo

- Ref.- 1164
- Peso.- 0.296 kg/m



ancla

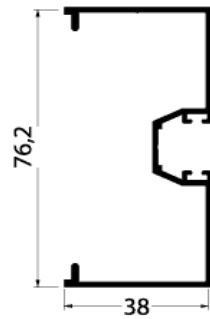
- Ref.- 1372
- Peso.- 0.723 kg/m



tapa lisa

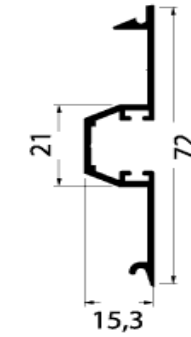
- Ref.- 1645
- Peso.- 0.401 Kg/m

Serie 201



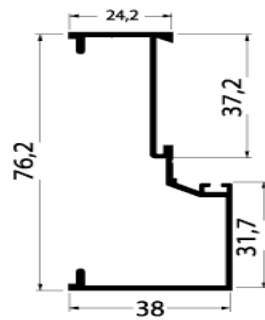
perimetral fijo

- Ref.- 2426
- Peso.- 0.811 kg/m



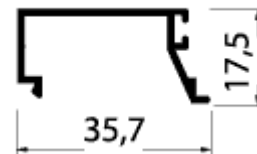
tapa de perimetral fijo

- Ref.- 2427
- Peso.- 0.497 kg/m



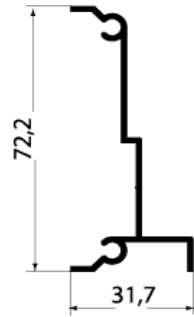
perimetral móvil

- Ref.- 2428
- Peso.- 0.718 kg/m



junquillo de perimetral móvil

- Ref.- 2429
- Peso.- 0.269 kg/m

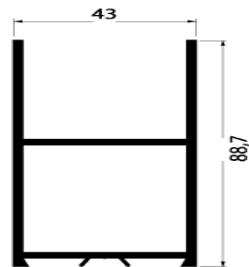


ancla

- Ref.- 2441
- Peso.- 0.582 kg/m

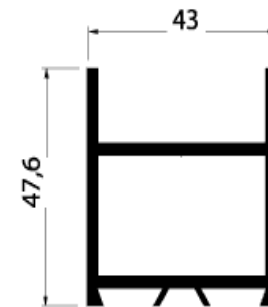
Puertas:

Batiente Americana



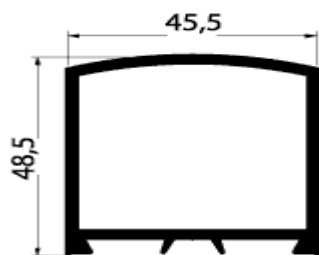
horizontal inferior

- Ref.- 1060
- Peso.- 1.748 kg/m



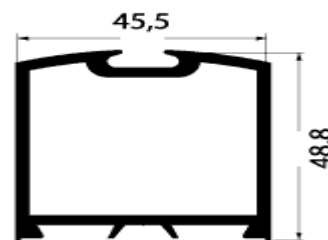
horizontal superior

- Ref.- 1061
- Peso.- 1.201 kg/m



vertical de hoja

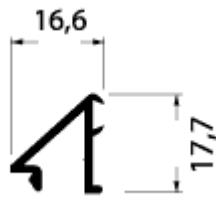
- Ref.- 1062



vertical de felpa

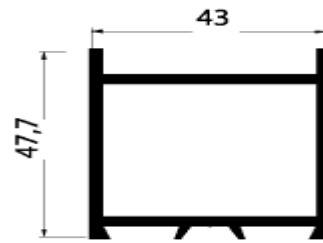
- Ref.- 1063
- Peso.- 1.314 kg/m

- Peso.- 1.221 kg/m



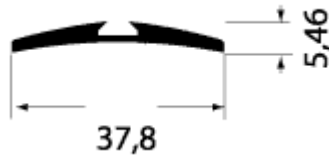
junquillo

- Ref.- 1104
- Peso.- 0.176 kg/m



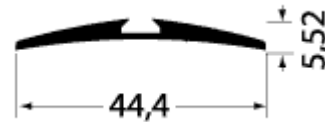
horizontal superior

- Ref.- 1139
- Peso.- 1.240 kg/m



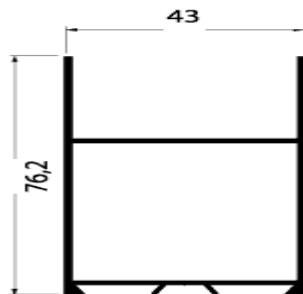
felpero de 1 1/2"

- Ref.- 1370
- Peso.- 0.259 kg/m



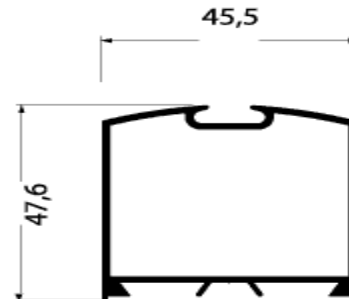
felpero de 1 3/4"

- Ref.- 1371
- Peso.- 0.280 kg/m



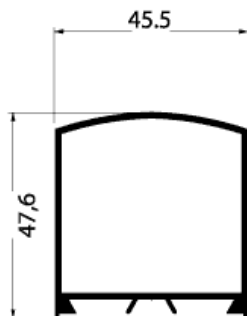
horizontal inferior

- Ref.- 2333
- Peso.- 0.989 kg/m



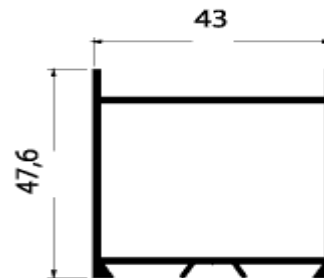
vertical felpa económico

- Ref.- 2334
- Peso.- 0.818 kg/m



vertical de hoja económico

- Ref.- 2335
- Peso.- 0.773 kg/m

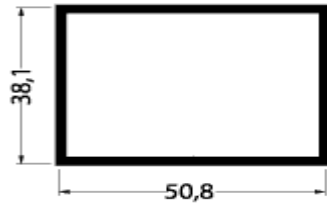


horizontal superior económico

- Ref.- 2336
- Peso.- 0.757 kg/m


Tubos:

Rectangulares.-



tubo de 2" x 1 1/2" estandar

- Ref.- 1016
- Peso.- 0.920 kg/m



tubo 4" x 1 3/4" económico

- Ref.- 1507
- Peso.- 1.276 kg/m



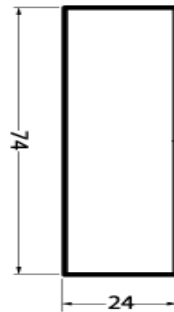
tubo 3" x 1 1/2" económico

- Ref.- 1762
- Peso.- 0.787 kg/m



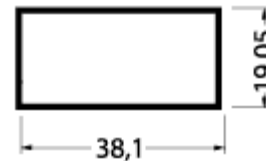
tubo de 2" x 1 1/2" económico

- Ref.- 1853
- Peso.- 0.585 kg/m



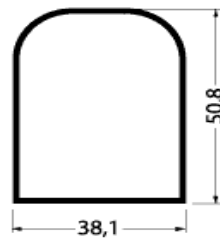
tubo 2 59/64" x 1 5/16"

- Ref.- 2027
- Peso.- 0.621 kg/m



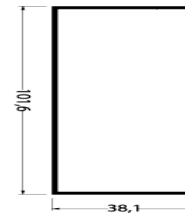
tubo 1 1/2" x 3/4"

- Ref.- 2289
- Peso.- 0.342 kg/m



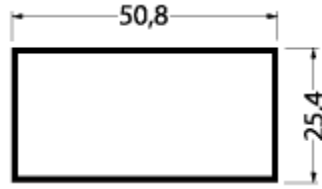
tubo de 2" x 1 1/2" (P/B)

- Ref.- 2393
- Peso.- 0.613 kg/m



tubo 4" x 1 1/2"

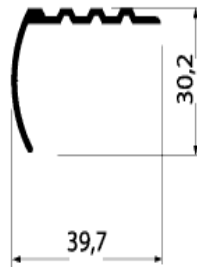
- Ref.- 2601
- Peso.- 1.111 kg/m



tubo de 2" x 1" económico

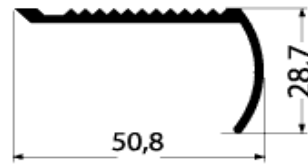
- Ref.- 2857
- Peso.- 0.441 kg/m

Filos de grada



filo de grada

- Ref.- 1328
- Peso.- 0.307 kg/m



filo de grada

- Ref.- 1391
- Peso.- 0.452 kg/m